

# The First Easter



friends



tomb





stone











soldiers









angel

When Jesus died his  were sad. They put him in a 

A large  was placed in front of the .  stood nearby to see that no one rolled the  away.

For **3** days Jesus' body lay in the . Then in the morning of the third day, an  came and rolled the  away. When the  saw the , they were afraid.

That day Jesus'  came to the . They saw that the  had been rolled away. There was an  in the . The  said, "He is not here: for he is risen."

Jesus died so that we can all live again after we die. We have Easter to remind everyone of the day Jesus arose from the dead.

# Easter Paper plate cross craft



- Paint or colour a piece of baking paper (Cut into a circle to fit the inside of a paper plate) with red, pink, orange, and yellow. Let it dry fully.
- Using a pencil draw a scene of the crosses of Calvary on your plate.
- Ask mum /dad to use scissors to punch through the plate on the line. Then cut out the scene you traced.
- Now put glue on the back of the plate. Make sure to go all around the edges and up the cross and hill. Stick glue or tape also works really well.
- Now press your dry, coloured baking paper on the glue and press down the edges and centre. Wipe off any extra glue.

