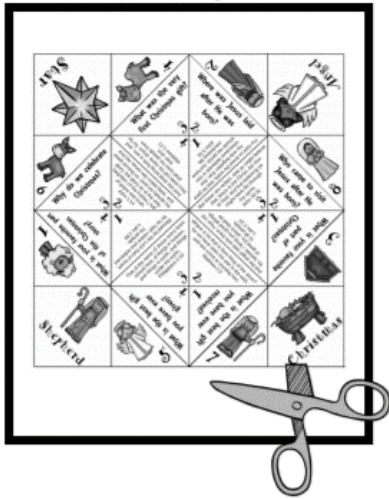



# Chatterbox Folding Instructions Recap

1. Cut out the square along the outer lines. Do not cut any interior lines.



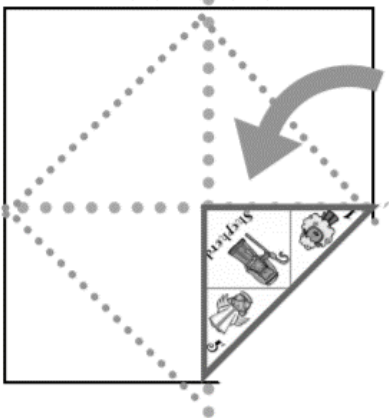
2. With picture side up, fold square in half. Unfold.



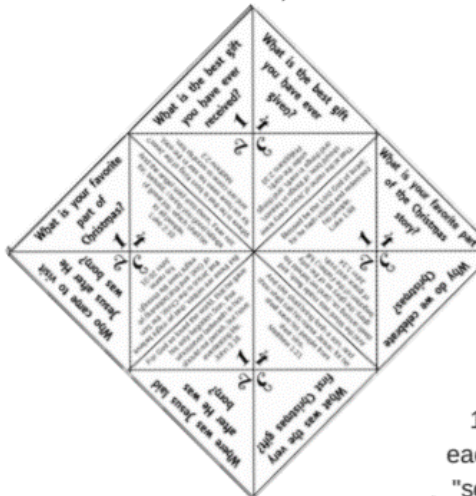
3. Fold in half the other direction. Unfold.



4. Flip paper over, picture side down. Fold the corners up and toward the center.



5. Flip the page over again so that the word side is up.




6. Fold the corners up to the center of the square.



7. You will now have a square with pictures up. Fold square in half.



8. Fold rectangle in half.



9. You should have a tiny square. Unfold until you have 8 pictures looking up at you again.



10. Place your fingers under each of the flaps in the back and "scrunch" the four corners up in the center until they meet.



11. After the corners are lifted to the center, you should see this image, but 3-D. You are done!



# Ten Commandments Chatterbox

## Foldable activity

<p>1 Thou shalt have no other Gods before me</p>	<p>4 Remember the Sabbath day to keep it holy</p>	<p>5 Honor thy father and thy mother</p>	<p>Commandments</p>
<p>3 Thou shalt not take the name of the Lord thy God in vain</p>	<p>6 Thou shalt not kill</p>	<p>7 Thou shalt not commit adultery</p>	<p>9</p>
<p>10 Thou shalt not covet</p>	<p>8 Thou shalt not steal</p>	<p>10 Thou shalt not bear false witness against thy neighbor</p>	<p>7 The</p>
<p>2 Thou shalt not make unto thee any graven image</p>	<p>6</p>	<p>8</p>	<p>10</p>